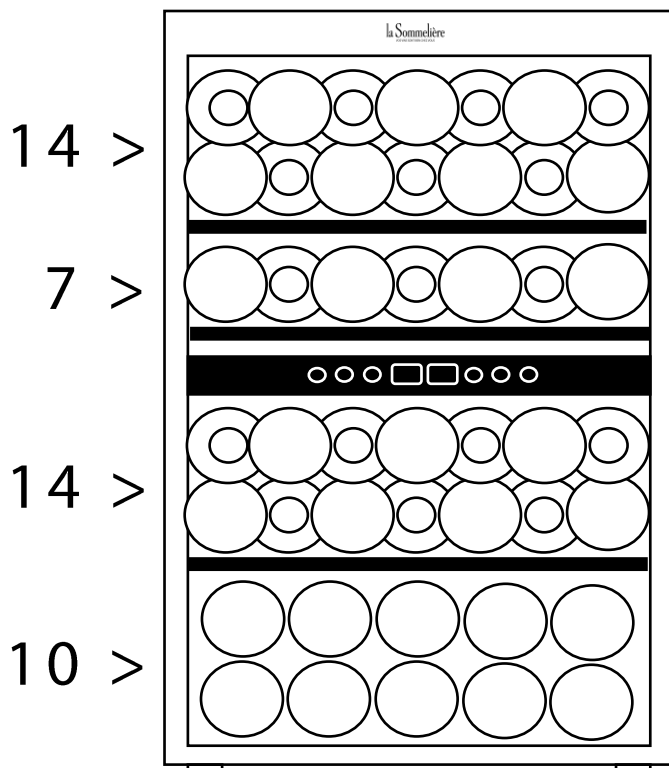


SLS45DZ

Cave à vin de service double zone



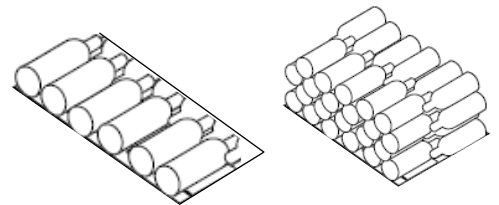
Capacité

45 bouteilles*

Zone supérieure: 21 bouteilles
Zone inférieure: 24 bouteilles

Type de clayette

4 clayettes bois naturel
1 à 2 rangées par clayette
Clayettes semi-coulissantes



Dimensions nettes

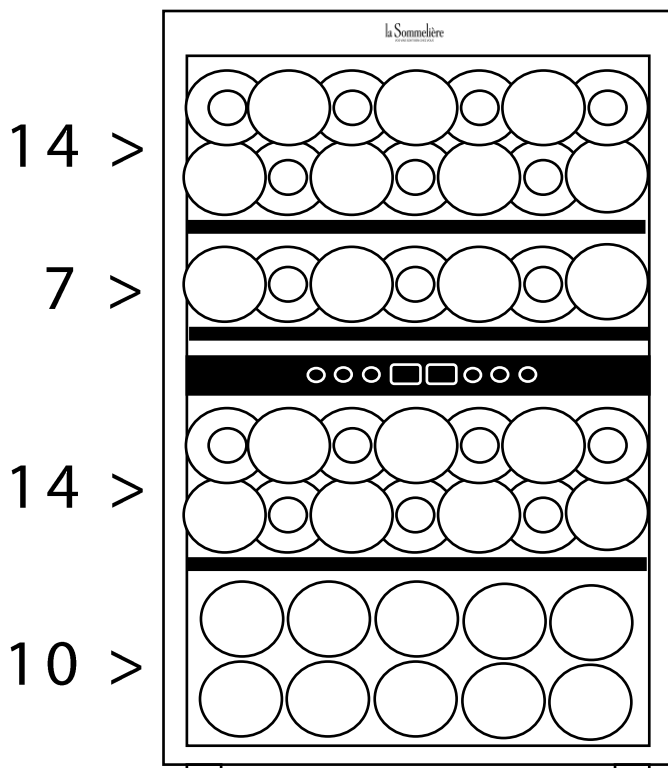
L x P x H (cm)

49,5 x 58 x 84

**La capacité annoncée est mesurée selon le standard EN62552. Ce standard est calculé avec des bouteilles 75cl type bordeaux tradition. Tout autre type de format de bouteilles ainsi que l'ajout de clayettes réduiront considérablement la capacité de stockage. La capacité maximale est calculée avec un nombre de clayette définie qui varie selon les modèles.*

SLS45DZ

Dual zone service temperature wine cellar



Capacity

45 bottles*

Upper zone: 21 bottles

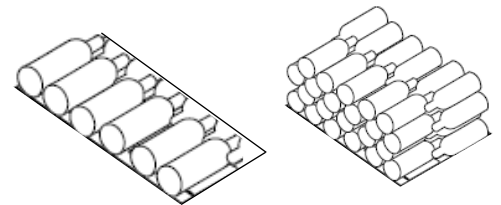
Lower zone : 24 bottles

Type of shelves

4 wooden shelves

1 to 2 rows per shelf

Semi-sliding shelves



Net Dimensions

WxDxH (cm)

49,5 x 58 x 84

**The announced capacity is measured according to the EN62552 European standard.*

This standard is calculated with Bordeaux 75cl bottles type. Any other type of bottle format as well as the addition of shelves will considerably reduce the storage capacity. The maximum capacity is calculated with a defined number of shelves which varies according to the models.